Design Sheet - Ancon DSD and DSDQ Shear Load Connectors

Please provide: contact details; project details; design conditions; load information

Contact Details

Contact name . . . . . .

Company . . . . . .

Address. . . . . .

. . . . . .

. . . . . .

Tel . . . . . .

Fax . . . . . .

Email . . . . . .

Project name and town . . . . . .

Design Conditions

Concrete strength (C25/30 min) . . . . . .

Max joint width (60mm max) (F) . . . . . .

Slab thickness (T) . . . . . .

Concrete cover above reinforcement . . . . . .

Concrete cover below reinforcement . . . . . .

Joint length (L) . . . . . .

Wall thickness (D) . . . . . .

Is lateral movement required? Yes ☐ No ☐

Row of Connectors in Slab

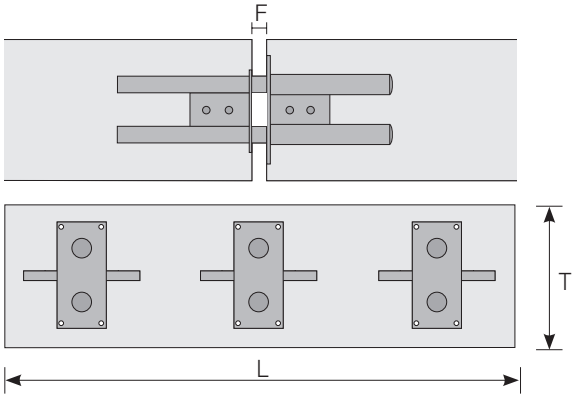

Row of Connectors in Wall

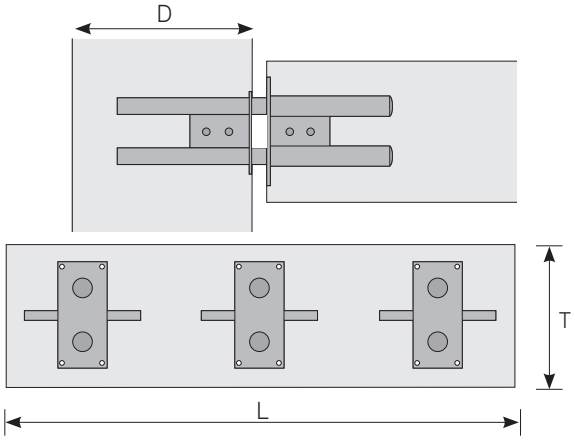

Load Information (Row of Connectors)

Location Reference	Ultimate Load (kN/m)	Joint Length	Slab/ Wall

Single Connector

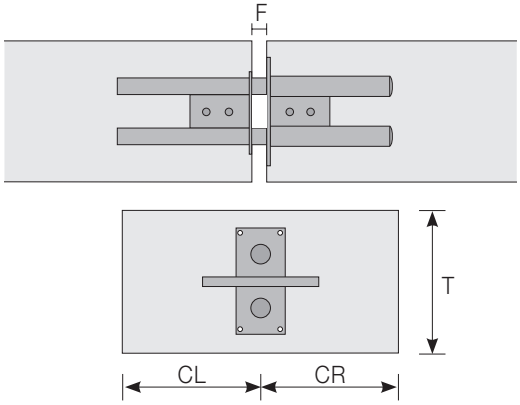

Point Load (Single Connector only)

Location Reference	Edge Distance Right (CR)	Edge Distance Left (CL)	Ultimate Load (kN)

Return on email to: tech@ancon.co.uk

Ancon Ltd, President Way, President Park, Sheffield S4 7UR, United Kingdom
Tel: +44 (0) 114 238 1410, Web: www.ancon.co.uk

Ancon®