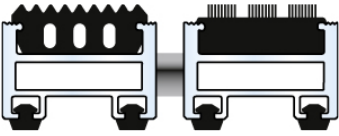


TOP CLEAN STABIL 22

WITH GROOVED RUBBER AND CASSETTE BRUSH

Extreme load – this entrance matting system with a strong cleaning performance has an enormous load capacity, even with only 10 mm profile height. Profiles are dimensionally stable and extremely durable. We recommend this system for entrance areas with high traffic. Rubber profiles alternating with cassette brushes provide optimal protection against dirt and moisture.




Mat height: ca. 22 mm

Profile width: 29 mm

Profile width add-on: 29 mm

Profile distance: ca. 5 mm

Frame height: 25 mm



Clean-off zone

- 1 COARSE DIRT
- 2 INTERMEDIATE ZONE
- 3 FINE DIRT / MOISTURE

Usage

- OUTDOOR
- INDOOR

Trafficability

- WHEELCHAIR
- LUGGAGE TROLLEY
- SHOPPING CART
- TRANSPORT TROLLEY
- PALLET TRUCK
- CAR
- FORKLIFT

Properties

- BARRIER FREE
- STAINLESS
- RECYCLEABLE
- FIRE PROTECTION
- SUSTAINABLE
- PVC-FREE
- GUIDANCE SYSTEM

MATERIAL











| | |
|-------------------|---|
| Aluprofile | Warp resistant aluminium profile (alloy EN AW 6060) |
| Upper | Anti-slip Grooved Rubber (EPDM), with lengthwise and crosswise grooves, heavy-duty and UV-resistant conforming to DIN 7863 (German Industrial Standard) alternating with Cassette Brush made of robust, |
| Underside | Base of the mat is mechanically fitted with rubber inserts for anti-slip and noise reduction |
| Connection | Stainless steel wire rope V2A Ø 3 mm |
| Lock | Special threaded nipple with stainless steel screw (rust-proof) |

TECHNICAL SPECIFICATIONS

| | |
|---|--|
| Mat height | ca. 22 mm |
| Profile width | 29 mm |
| Profile width add-on | 29 mm |
| Profile distance | ca. 5 mm |
| Automatic door systems | Profile spacing optional also in 3 mm for automatic door systems conforming to DIN 18650 |
| Wall thickness | up to 2,5 mm |
| Weight | 18,4 kg / m ² |
| Frame height | 25 mm |
| Max. profile length in one piece | 300 cm |
| Max. weight in one piece | 50 kg |
| Special shapes | Can be custom-made to your specifications (at an extra charge) |
| Mat division | Standard: as of a profile length of 300 cm or weight of 50 kg – Mat divisions into a profile length and weight according to customer requirements are possible |



PRODUCT INFORMATION

| | | | |
|---|---|---|--|
| Suitable Traffic¹ | Trafficability² | Static load³ | Load per wheel⁴ |
|  medium high |  1.600 kg |  8.000 kg |  450 kg |
| Dirt absorption | Moisture absorption | Slip resistance | Fire behaviour |
|  medium |  medium |  Grooved Rubber R9 Cassette Brush R13 |  Grooved Rubber Cfl-s1 Cassette Brush Bfl-s1 (on request) |
| Warranty⁵ | REACH⁶ | | |
|  10 years |  REACH-compliant | | |

Areas of application⁷

- Object areas
- Public areas
- Private areas

ACCESSOIRES

ACCESSOIRES.LABEL

| | |
|-------------------------------|---|
| SPEZIAL Angle Frame 25 | Aluminium, 25 x 25 x 3 mm |
| SPEZIAL Angle Frame 25 | Stainless Steel, 25 x 20 x 3 mm, with rounded edges |
| T-Bar 25 | Aluminium, 25 mm |
| Dirt Collection Tray | Stainless Steel |
| Dirt Collection Tray | Aluminium |

SERVICE

OPTIONAL (ON SITE, FOR AN ADDITIONAL CHARGE)

- Building site advice
- Measurement using digital measuring device
- Fitting and laying service
- Disposal of used mats
- Repairs/replacement of insert types following wear
- Cleaning

COLOURS

Grooved Rubber



210 Black
Grooved Rubber

Cassette Brush - 3 row



320 Grey
Cassette Brush - 3 row



310 Black
Cassette Brush - 3 row

Colour deviations cannot be ruled out for technical reasons.

Technical changes and errors excepting.

- 1) Normal: used on foot up to approx. 2,800 times, medium: approx. 2,800 times or more, strong: approx. 5,100 times or more per day.
- 2) Suitable for a customary lift truck (tandem rollers) up to the specified total weight.
- 3) The static load tests to establish the load-bearing capacity of our entrance mats have been performed on a testing machine able to conduct tests with a load of up to 100 t, using a 10 × 10 cm (=100 cm²) pressure vessel. Mats with Brush Strips or Scraper Bars are only suitable for wheeled items to a limited extent. It is vital to avoid accelerating, braking or manoeuvring on the mats!
- 4) The specified loads refer to a polyurethane wheel with a diameter of 85 mm and width of 100 mm. When investigating our entrance matting systems, we simulated the point load that is applied to the mat by a single roller. To obtain the overall load, this value can be multiplied by the number of rollers that the means of transportation has.
- 5) Production and material defect warranty. The warranty depends on the manner of application, installation, and regular cleaning and maintenance in accordance with the recommendations of GEGGUS. All warranties are subject to our Terms of Sale and Supply. These can be found on the Internet at www.geggus.de.
- 6) GEGGUS products do not contain, in a concentration of more than 0.1%, any substances that are currently considered to be of very high concern (SVHC) and that are included on the candidate list.
- 7) When assessing the requirements for a particular application, the performance features of the individual mat types should be taken into account.